

The Food Pyramid

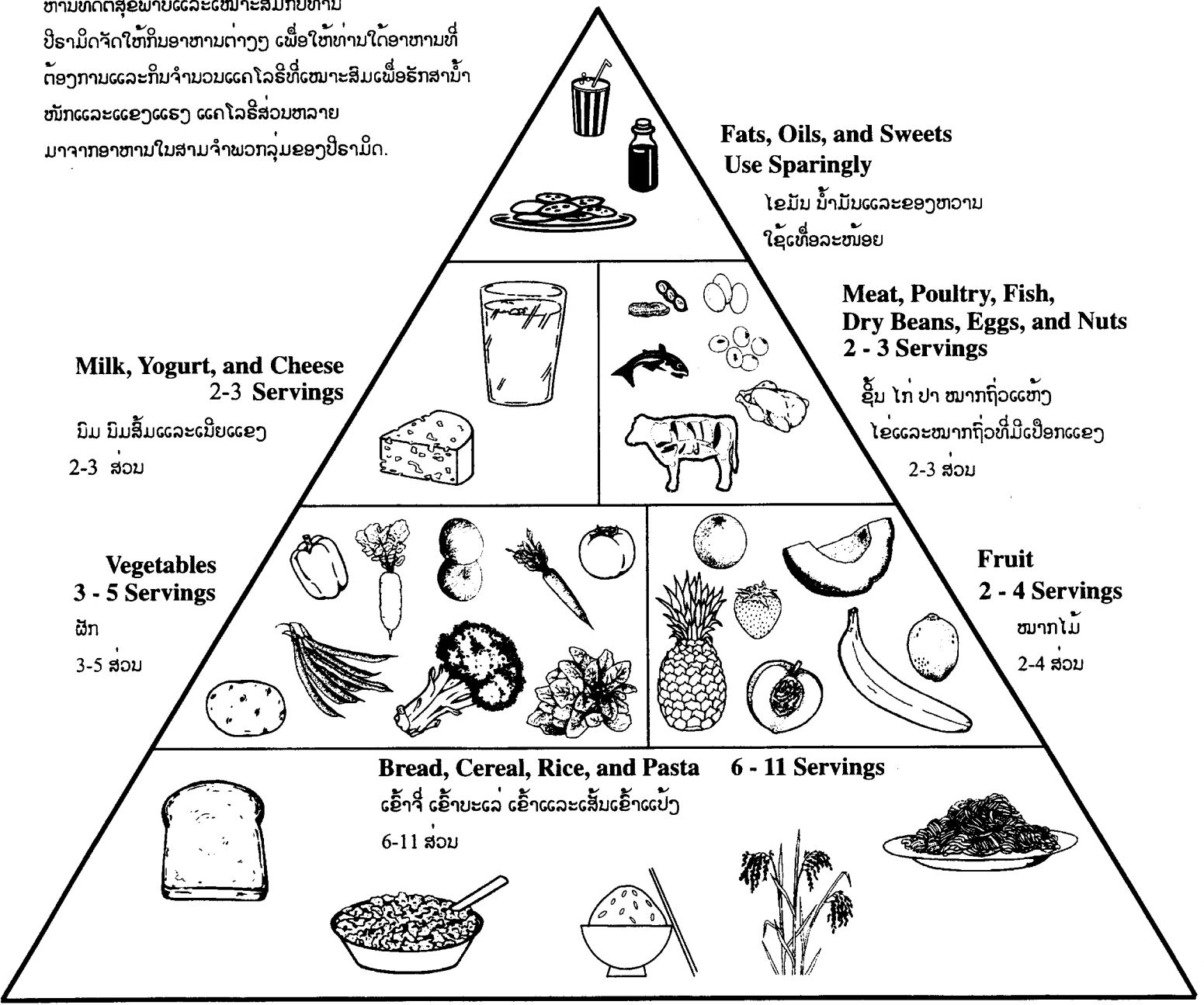
ລາຍການອາຫານປີຣາມິດ

The Food Guide Pyramid is a general guide that lets you choose a healthy diet that is right for you. The Pyramid calls for eating a variety of foods to get the nutrients you need and eating the right amount of calories to maintain a healthy weight. Most calories should come from foods in the three lower sections of the Pyramid.

Each of these groups provides some, but not all, of the nutrients you need. Foods in one group can not replace those in another. No one food group is more important than another. For good health, you need them all.

ແຕ່ລະກຸ່ມນີ້ໄດ້ແກ່ອາຫານທີ່ບໍ່ຮຸ່ງຮາງກາຍບາງແນວ
ແຕ່ວ່າບໍ່ແມ່ນທີ່ທ່ານຕ້ອງການທັງໝົດ ອາຫານ
ທີ່ຢູ່ໃນກຸ່ມນຶ່ງຈະແທນອາຫານທີ່ຢູ່ໃນກຸ່ມອື່ນບໍ່ໄດ້
ບໍ່ມີອາຫານກຸ່ມໃດຈະສໍາຄັນກວ່າກຸ່ມອື່ນ ເພື່ອໃຫ້ມີ
ສຸຂະພາບທີ່ດີທ່ານຕ້ອງການອາຫານທຸກແນວ.

ໜຶ່ງສີ່ແນວນໍາລາຍການອາຫານປີຣາມິດເປັນໜຶ່ງສີ່ແນວນໍາທີ່ວ
ໄປເພື່ອໃຫ້ທ່ານເລືອກເອົາລາຍການອາ
ຫານທີ່ດີສຸຂະພາບແລະເໝາະສົມກັບທ່ານ
ປີຣາມິດຈັດໃຫ້ກິນອາຫານຕ່າງໆ ເພື່ອໃຫ້ທ່ານໄດ້ອາຫານທີ່
ຕ້ອງການແລະກິນຈໍານວນແດ່ ໂລຣີທີ່ເໝາະສົມເພື່ອຮັກສານໍ້າ
ໜັກແລະແຂງແຮງ ແດ່ ໂລຣີສ່ວນຫລາຍ
ມາຈາກອາຫານໃນສາມຈໍາພວກລຸ່ມຂອງປີຣາມິດ.



Milk, Yogurt, and Cheese
2-3 Servings
ນົມ ນົມສື້ມແລະເນີຍແຂງ
2-3 ສ່ວນ

Fats, Oils, and Sweets
Use Sparingly
ໂຂມັນ ບໍ່າມັນແລະຂອງຫວານ
ໃຊ້ເທື່ອລະໜ້ອຍ

Meat, Poultry, Fish, Dry Beans, Eggs, and Nuts
2 - 3 Servings
ຊີ້ນ ໄກ່ ປາ ໝາກຖົ່ວແຫ້ງ
ໂຂ່ແລະໝາກຖົ່ວທີ່ມີເປືອກແຂງ
2-3 ສ່ວນ

Vegetables
3 - 5 Servings
ຜັກ
3-5 ສ່ວນ

Fruit
2 - 4 Servings
ໝາກໄມ້
2-4 ສ່ວນ

Bread, Cereal, Rice, and Pasta 6 - 11 Servings
ເຂົ້າຈີ່ ເຂົ້າບະແລ່ ເຂົ້າແລະເສັ້ນເຂົ້າແປ້ງ
6-11 ສ່ວນ

Laotian Language Version

These materials were developed by the Nutrition Education for New Americans project of the Department of Anthropology and Geography at Georgia State University, Atlanta, Georgia.

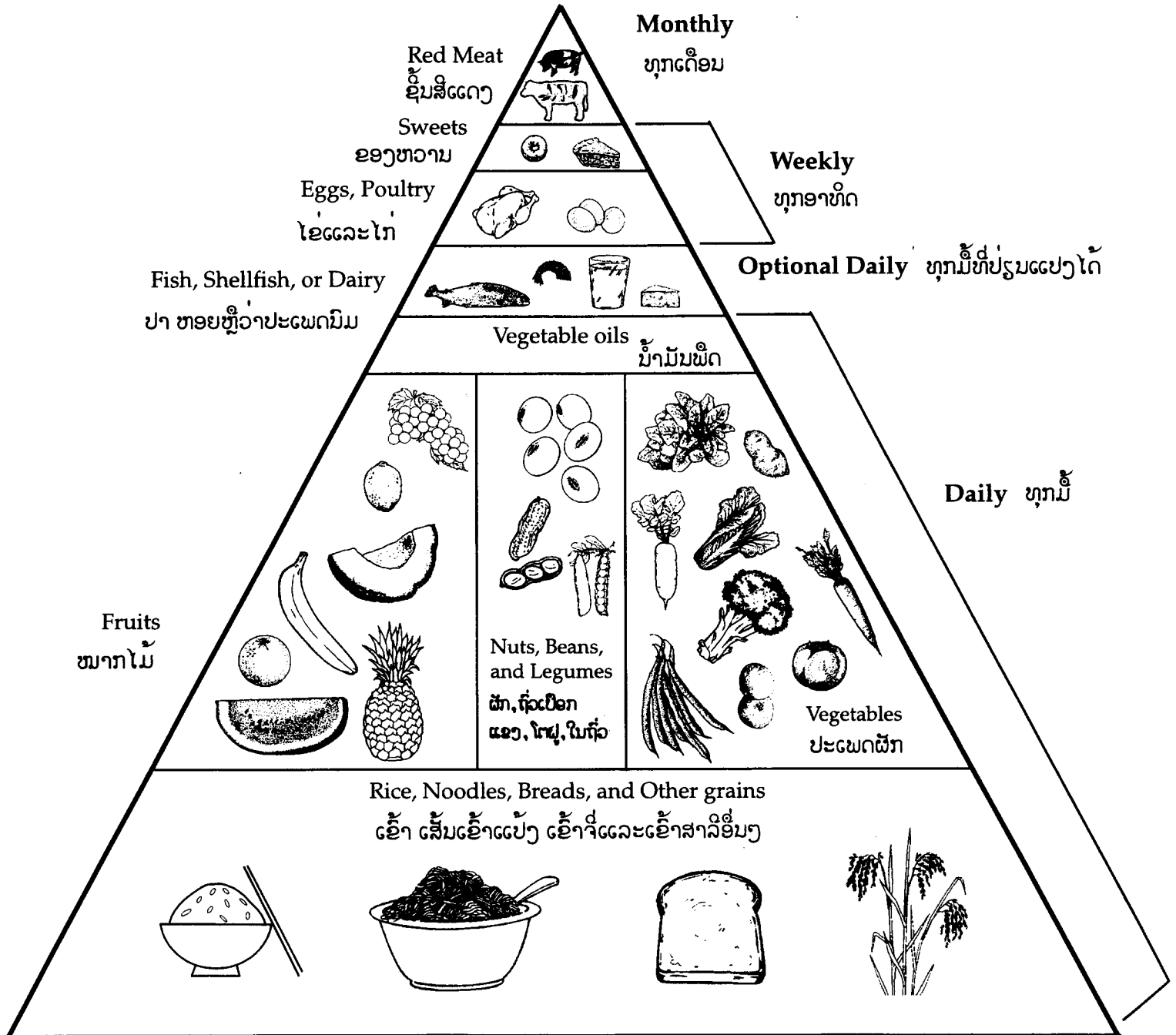
Funded by the United States Department of Agriculture Food and Consumer Service for Food Stamp Program families. For more information call (404) 651-2542

Asian Food Pyramid

ລາຍການອາຫານເອຊຽນປີຣາມິດ


The Food Pyramid is a general guide that lets you choose a healthy diet that's right for you. Each of these food groups provide some, but not all, of the nutrients you need. Foods in one group can't replace those in another. No one food group is more important than another. For good health, you need them all.

ຫນຶ່ງສີເນະນໍາລາຍການອາຫານປີຣາມິດເປັນຫນຶ່ງສີເນະນໍາທົ່ວໄປເພື່ອໃຫ້ທ່ານເລືອກເອົາລາຍການອາຫານທີ່ດີທີ່ສຸດຂາຍແລະເໝາະສົມກັບທ່ານ ອາຫານແຕ່ລະກຸ່ມນີ້ໄດ້ແກ່ອາຫານທີ່ບໍາຮຸງຮ່າງກາຍບາງແນວ ແຕ່ວ່າບໍ່ແມ່ນອາຫານທີ່ທ່ານຕ້ອງການທັງໝົດ ອາຫານທີ່ຢູ່ໃນກຸ່ມນຶ່ງຈະແທນອາຫານທີ່ຢູ່ໃນກຸ່ມອື່ນບໍ່ໄດ້ ບໍ່ມີອາຫານກຸ່ມໃດຈະສໍາຄັນກ່ວາກຸ່ມອື່ນ ເພື່ອໃຫ້ມີສຸຂະພາບທີ່ດີທ່ານຕ້ອງການອາຫານທຸກແນວ.



Laotian Language Version

These materials were developed by the Nutrition Education for New Americans project of the Department of Anthropology and Geography at Georgia State University, Atlanta, Georgia. Funded by the United States Department of Agriculture Food and Consumer Service for Food Stamp Program families. For more information call (404) 651-2542



Better Health Begins With You!

ທ່ານສາມາດທີ່ຈະມີສຸຂພາບດີໄດ້ !

1. Eat 6 to 11 small servings of low-fat bread, cereal, rice or pasta daily. For instance, choose oatmeal for breakfast, a sandwich for lunch, and plain rice for dinner.

ກິນອາຫານທີ່ມີໂຂມັນໜ້ອຍເຊັ່ນ ເຂົ້າຈີ່ ເຂົ້າບະລ່ ເຂົ້າຫຼືວ່າເສັ້ນເຂົ້າແປ້ງ 6 ຫາ 11 ສ່ວນໜ້ອຍ ທຸກມື້ ເປັນຕົ້ນວ່າ ເລືອກກິນເຂົ້າໂອດຕອນເຊົ້າ ແຊນວິດຕອນທ່ຽງ ແລະເຂົ້າຕອນແລງ.

2. Eat 5 servings of fruits and vegetables every day. For example, you might drink orange juice for breakfast, eat a salad for lunch, and have some green beans, boiled potatoes and grapes for dinner.

ກິນໝາກໂມ້ຫຼືວ່າປະເພດຜັກ 5 ສ່ວນທຸກມື້ ເປັນຕົ້ນວ່າ ທ່ານອາດຈະດື່ມນ້ຳໝາກກ້ຽງໃນຕອນເຊົ້າ ກິນສະລັດໃນຕອນທ່ຽງ ກິນໝາກຖົ່ວຂຽວແລະມັນຝຣັ່ງຕົ້ມໃນຕອນແລງ ແລະໝາກແລດແຊງ ໃນຕອນແລງ.

3. Drink at least 8 glasses of pure, fresh water every day.

ດື່ມນ້ຳສະອາດຢ່າງຕໍ່າ 8 ຈອກທຸກມື້.

4. Eat lean, low-fat meats, such as chicken or fish.

ກິນຊີ້ນປະເພດທີ່ມີໂຂມັນໜ້ອຍ ເຊັ່ນ ຊີ້ນໂກ່ຫຼືວ່າຊີ້ນປາ.

5. Choose low fat or fat free dairy products, such as skim milk and frozen yogurt.

ເລືອກອາຫານປະເພດນົມທີ່ມີໂຂມັນໜ້ອຍຫຼືວ່າບໍ່ມີໂຂມັນເລີຍເຊັ່ນ ນົມສະກິມແລະນົມສີ່ມແຊ່ເຢັນ.

6. Limit your intake of sweets and alcoholic beverages.

ກິນຂອງຫວານແລະດື່ມເຫລົ້າໃຫ້ມີຂອບເຂດຈຳກັດ.

7. Take part in some form of physical activity every day. Take a walk, dance, or play.

ເຂົ້າຮ່ວມໃນລາຍການອອກກຳລັງກາຍບາງແນວທຸກມື້ ໄປຢ່າງຫຼີ້ນ ເຕັ້ນລຳຫຼືວ່າອອກໄປທ່ຽວ.

8. Use vegetable oil or canola oil for cooking in place of lard or animal fat. Vegetable oils are better for you because they contain no cholesterol.

ໃຊ້ນ້ຳມັນພືດຫຼືວ່ານ້ຳມັນແຄໂນລາມາແຕ່ງອາຫານແທນນ້ຳມັນໝູຫຼືວ່ານ້ຳມັນສັດ ນ້ຳມັນພືດດີສຳລັບ ທ່ານເພາະວ່າມັນບໍ່ມີຄໍເລັດສະເທີຣ໌.

Laotian Language Version

These materials were developed by the Nutrition Education for New Americans Project of the Department of Anthropology and Geography at Georgia State University, Atlanta, Georgia. Funded by the USDA Food and Consumer Service. For more information, call (404) 651-2542.





Better Health for Mother and Baby

ສຸຂພາບທີ່ແຂງແຮງສໍາລັບຜູ້ເປັນແມ່ແລະແອນ້ອຍ

1. Avoid alcoholic beverages and drinks with caffeine, such as coffee and soft drinks.

ຫຼີກເວັ້ນຈາກການດື່ມເຫລົ້າ ແລະເຄື່ອງດື່ມທີ່ມີກາເຟອິນ ເຊັ່ນກາເຟແລະນໍ້າອັດລົມ.

2. Eat foods that contain calcium every day. These include milk, cheese, yogurt, fish with bones, and some dark green vegetables.

ກິນອາຫານທີ່ມີແຄລຊັມທຸກມື້ ອັນນີ້ຮວມທັງນົມ ເນີຍແຂງ ນົມສີ້ມ ປາທີ່ມີກ້າງແລະປະເພດຜັກສີຂຽວແກ່.

3. Eat 2 to 3 servings of meat, fish, eggs, or dried beans every day for protein.

ກິນຊີ້ນ ປາ ໄຂ່ຫຼືວ່າໝາກຖົ່ວແຫ້ງ 2 ຫາ 3 ສ່ວນທຸກມື້ເພື່ອໃຫ້ມີໂປຣຕິນ.

4. Eat at least 5 servings of fruit and vegetables every day for vitamins and minerals. For example, slice a banana over your morning cereal and choose an apple as an afternoon snack. Also, have carrot or celery sticks with lunch and broccoli and salad with dinner.

ກິນໝາກໄມ້ແລະຜັກຢ່າງຕໍ່າ 5 ສ່ວນທຸກມື້ເພື່ອເອົາໄວຕາມິນແລະທາດເຫຼັກເຊັ່ນ ຊອຍໝາກກ້ວຍໃສ່ຊີຣີໂອ (cereal) ໃນຕອນເຊົ້າ ແລະເລືອກເອົາໝາກແອບເປັນສໍາລັບອາຫານຫວ່າງໃນຕອນແລງ ອີກຢ່າງກິນຫົວກາຣົດຫຼືວ່າຜັກເຊເລີຣີໃນຍາມເຂົ້າທ່ຽງ ຜັກກະຫລໍ່າປີແລະຜັກສະລັດໃນຍາມເຂົ້າແລງ.

5. Eat 6 to 11 small servings of whole grains, which are important for health and energy. These include whole wheat bread and brown rice.

ກິນເຂົ້າສາລີທີ່ສໍາຄັນຕໍ່ສຸຂພາບແລະກໍາລັງກາຍ 6 ຫາ 11 ສ່ວນໜ້ອຍ ອັນນີ້ຮວມທັງເຂົ້າຈີ່ປະເລ່ແລະເຂົ້າສີນໍ້າຕານ.

6. See your doctor early in your pregnancy.

ໄປຫາໝໍຕັ້ງແຕ່ທ່ານເລີ້ມຖືພາ.

7. Make sure you gain the right amount of weight during your pregnancy. For most women, this will be 25 to 35 pounds. Ask your doctor for help.

ໃຫ້ແມ່ໃຈວ່າທ່ານໄດ້ຕື່ມນ້ຳໜັກທີ່ຖືກຕ້ອງໃນລະຍະຖືພາ ສໍາລັບຜູ້ຍິງທົ່ວໄປແລ້ວຈະໜັກຕື່ມຂຶ້ນ 25-35 ປອນ ໃຫ້ຂໍຄໍາແນະນໍາຈາກໝໍຂອງທ່ານເອງ.

Laotian Language Version

These materials were developed by the Nutrition Education for New Americans Project of the Department of Anthropology and Geography at Georgia State University, Atlanta, Georgia. Funded by the USDA Food and Consumer Service. For more information, call (404) 651-2542.





Good Food for Kids

ອາຫານທີ່ໝາະສົມສໍາລັບເດັກນ້ອຍ

1. Calcium is needed for bone development and growth. It is found in milk, yogurt, fish with bones and some dark green vegetables, such as broccoli.

ແຄລຊັມເປັນສິ່ງທີ່ຈໍາເປັນເພື່ອຄວາມຂະຍາຍແລະການເຕີບໂຕຂອງກະດູກ ສິ່ງນີ້ຈະຫາໄດ້ຢູ່ໃນນົມ ນົມສົ້ມ ປາທີ່ມີກ້າງແລະຜັກສີຂຽວແກ່ບາງຢ່າງເຊັ່ນ ຜັກກະຫລໍ່າປີ.

2. Iron helps the body produce energy. It is found in red meat, poultry, fish, and dried beans.

ທາດເຫລັກຈະຕ້ມພະລັງໃນຮ່າງກາຍຂອງຄົນ ສິ່ງນີ້ຈະຫາໄດ້ໃນຊີ້ນສີແດງ ຊີ້ນໄກ່ ຊີ້ນປາແລະໝາກຖົ່ວແຫ້ງ.

3. Carrots, spinach, and other fruits and vegetables are high in Vitamin A and Vitamin C. Vitamin A is important for good vision and healthy skin. Vitamin C keeps gums healthy and protects against infection.

ຫົວກາຣົດ ຜັກຊະປິແມດ ໝາກໄມ້ ແລະຜັກອື່ນໆມີໄວຕາມິນ A ແລະໄວຕາມິນ C ສູງ ໄວຕາມິນ A ເປັນສິ່ງທີ່ສໍາຄັນທີ່ເຮັດໃຫ້ສາຍຕາແລະຜິວໜັງດີ ໄວຕາມິນ C ຮັກສາຊີ້ນແຂ້ວໃຫ້ແຂງແຮງແລະຫລີກລ້ຽງຈາກພະຍາດຕິດຕໍ່.

4. Energy is important and comes from breads, rice, cereal, and pasta.

ພະລັງງານເປັນສິ່ງທີ່ສໍາຄັນແລະໄດ້ມາຈາກເຂົ້າຈີ່ ເຂົ້າ ຊີຣີໂອແລະເສັ້ນເຂົ້າແປ້ງ.

5. Choose healthy snacks, such as fruits, vegetables, dairy products, and nuts. They are more nutritious and better for children's teeth than sodas, chips, and sweets.

ເລືອກກິນແຕ່ຂອງຫວ່າງທີ່ດີຕໍ່ສຸກກະພາບ ເຊັ່ນໝາກໄມ້ ຜັກ ນົມແລະໝາກຖົ່ວ ພວກນີ້ເປັນອາຫານທີ່ບໍ່ຮຸກຮ່າງກາຍແລະດີຕໍ່ແຂ້ວເດັກນ້ອຍ ດີກ່ອນນໍ້າອັດລົມ ມັນທອດແລະເຂົ້າໜົມຫວານ.


6. Daily physical activity is important for children so that their bodies will grow up strong and healthy.

ການອອກກໍາລັງທຸກມື້ເປັນສິ່ງສໍາຄັນສໍາລັບເດັກນ້ອຍ ແລະຈະເຮັດໃຫ້ຮ່າງກາຍຂອງພວກເຂົາເຕີບໃຫຍ່ແບບແຂງແຮງແລະມີສຸຂະພາບທີ່ດີ.

Laotian Language Version

These materials were developed by the Nutrition Education for New Americans project of the Department of Anthropology and Geography at Georgia State University, Atlanta, Georgia. Funded by the United States Department of Agriculture Food and Consumer Service. For more information call (404) 651-2542.





Better Nutrition for Mature Adults

ອາຫານບໍາຮຸງຮ່າງກາຍສໍາລັບຜູ້ໃຫຍ່

1. Drink 6 - 8 glasses of water every day.

ດື່ມນໍ້າ 6 ຫາ 8 ຈອກທຸກມື້.

2. Eat calcium rich foods, such as milk, cheese, yogurt, fish with bones, and some dark green vegetables, like broccoli. Calcium is important for strong bones.

ກິນອາຫານທີ່ມີແຄລຊຽມຫລາຍເຊັ່ນ ນົມ ເນີຍແຂງ ນົມສີ່ມ ປາທີ່ມີກ້າງແລະຜັກສີຂຽວແກ່ບາງຢ່າງ ເຊັ່ນຜັກກະຫລໍ່າປີ ແຄລຊຽມເປັນສິ່ງສໍາຄັນທີ່ເຮັດໃຫ້ກະດູກແຂງແຮງ.

3. Get plenty of Vitamin A and Vitamin C by eating fresh fruits and vegetables, such as carrots and oranges. Vitamin A is good for your eyes and skin. Vitamin C keeps gums healthy and prevents against infection.

ໄວຕາມິນ A ແລະ ໄວຕາມິນ C ຈະໄດ້ຈາກການກິນໝາກໄມ້ແລະຜັກເຊັ່ນ ຫົວກາຣົດແລະໝາກກ້ຽງ ໄວຕາມິນ A ມີດິຕໍ່ຕາແລະຜິວຂອງທ່ານ ໄວຕາມິນ C ຈະຮັກສາຊິ້ນເຂັ້ວຂອງທ່ານໃຫ້ແຂງແຮງ ແລະຫຼີກລ້ຽງຈາກພະຍາດຕິດຕໍ່.

4. Eat foods high in iron, which helps the body use energy. Iron is abundant in red meat, poultry, fish, and dried beans.

ກິນອາຫານທີ່ມີທາດເຫຼັກສູງເພື່ອຊ່ອຍໃຫ້ຮ່າງກາຍແຂງແຮງ ທາດເຫຼັກຈະຫາໄດ້ຫລາຍຢູ່ໃນຊີ້ນ ສີເດງ ຊີ້ນໄກ່ ຊີ້ນປາແລະໝາກຖົ່ວເຫຼັງ.

5. Include meats, seafood, and poultry in your diet to protect against Zinc deficiency. Zinc helps wounds heal faster.

ຮ່ວມທັງປະເພດຊີ້ນ ອາຫານທະເລແລະຊີ້ນໄກ່ຢູ່ໃນລາຍການອາຫານຂອງທ່ານເພື່ອປ້ອງກັນຄວາມຂາດເຂີນຈາກແຮ່ທາດຊິ້ງ (zinc) ແຮ່ທາດອັນນີ້ຈະຊ່ອຍໃຫ້ບາດແຜເຊົາໄວຂຶ້ນ.

6. Practice regular physical activity. Outdoor activity is best, because your body can make Vitamin D with the help of the sun.

ຝຶກກາຍອອກກໍາລັງກາຍຕາມປົກກະຕິ ກາຍອອກກໍາລັງຢູ່ນອກເຮືອນຈະດີກ່ອນໝູ່ເພາະວ່າຮ່າງກາຍຂອງທ່ານສາມາດສ້າງໄວຕາມິນ D ຈາກຕາເວັນ.



Laotian Language Version

These materials were developed by the Nutrition Education for New Americans Project of the Department of Anthropology and Geography at Georgia State University, Atlanta, Georgia. Funded by the USDA Food and Consumer Service. For more information, call (404) 651-2542.